

# Home Learning Student Sign In Codes

## Year 6 Room 17 Mr Todd and Mrs Ricciardone

Each student has a unique Home Learning Code to access Seesaw. When signing in with their Home Learning Code, students can post to their journal, respond to activities, and view class announcements. Students do not see the work of any other student in the class.

The codes expire after 365 days on **May 10, 2024**. You can generate new codes at any time.

### Teacher Instructions

1. Print or download the Home Learning Codes.
2. Give each student their code. There is one code for each student in your class.
3. **Never share codes on social media or another public forum. Instruct students to keep their code safe like they keep their passwords safe.**

### Need Home Learning Tips?

Go to <https://web.seesaw.me/home-learning> for step-by-step instructions and lesson ideas.

### How Do Students Use Their Home Learning Code?

1. Students go to <https://app.seesaw.me> on a computer. Or install the Seesaw Class App on an iOS or Android device.
2. Students tap "I'm a Student".
3. Students scan their code using Seesaw's built-in QR code reader or type in their text code to access their Seesaw account.

### Sample Email Instructions for Students or Families

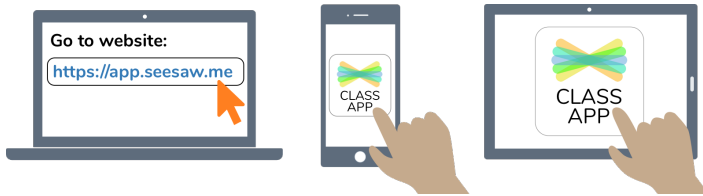
Students and families, we will be using Seesaw for home learning. Please sign in with your Home Learning code following the steps below:

1. Go to <https://web.seesaw.me> on a computer. Or install the Seesaw **Class** iOS or Android app.
2. Tap "I'm a Student".
3. Scan or type in your Home Learning code.
4. Post to your journal, respond to activities, and view class announcements.
5. Remember, this code is like a password. Keep it safe!




## Ava Crosbie's Home Learning Code


1. Go to <https://app.seesaw.me> on a computer. Or install the Seesaw **Class App** on an iOS or Android device.



2. Choose "I'm a Student".



3. Scan this code using Seesaw's built-in QR code scanner. Or type in these letters to access your Seesaw account: **BSTX XEXP XEWU QJPD**



Ask your teacher for a new code after May 10, 2024.

**This code is a password. If you have this code, you can access this account. Do not post codes on social media or in any publicly accessible place on the Internet!**

Ver las instrucciones en español en: <https://web.seesaw.me/espanol>

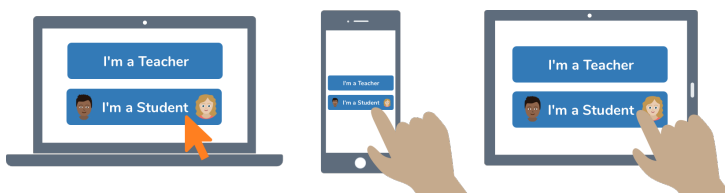


## Avi Desai's Home Learning Code

1. Go to <https://app.seesaw.me> on a computer. Or install the Seesaw **Class App** on an iOS or Android device.



2. Choose "I'm a Student".



3. Scan this code using Seesaw's built-in QR code scanner. Or type in these letters to access your Seesaw account: **JKTV EKCZ WFIG SVQC**



Ask your teacher for a new code after May 10, 2024.

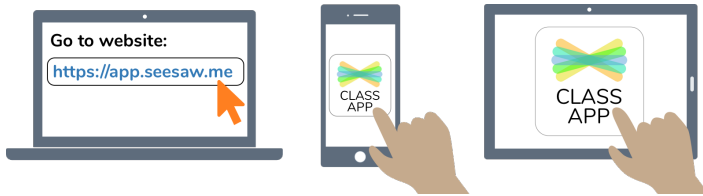
**This code is a password. If you have this code, you can access this account. Do not post codes on social media or in any publicly accessible place on the Internet!**

Ver las instrucciones en español en: <https://web.seesaw.me/espanol>




## Bendi Kobela's Home Learning Code


1. Go to <https://app.seesaw.me> on a computer. Or install the Seesaw **Class App** on an iOS or Android device.



2. Choose "I'm a Student".



3. Scan this code using Seesaw's built-in QR code scanner. Or type in these letters to access your Seesaw account: **JDTV DJPJ TCKA XLHZ**



Ask your teacher for a new code after May 10, 2024.

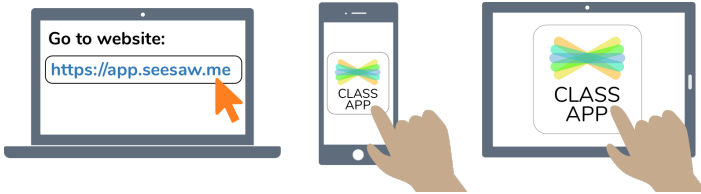
**This code is a password. If you have this code, you can access this account. Do not post codes on social media or in any publicly accessible place on the Internet!**

Ver las instrucciones en español en: <https://web.seesaw.me/espanol>

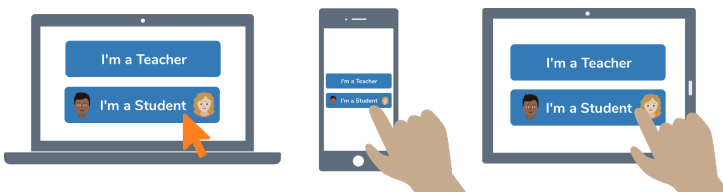


## Chloe Wood's Home Learning Code


1. Go to <https://app.seesaw.me> on a computer. Or install the Seesaw **Class App** on an iOS or Android device.



2. Choose "I'm a Student".



3. Scan this code using Seesaw's built-in QR code scanner. Or type in these letters to access your Seesaw account: **IHSC RPCT KENE QXTZ**



Ask your teacher for a new code after May 10, 2024.

**This code is a password. If you have this code, you can access this account. Do not post codes on social media or in any publicly accessible place on the Internet!**

Ver las instrucciones en español en: <https://web.seesaw.me/espanol>



## Eve Mellody's Home Learning Code


1. Go to <https://app.seesaw.me> on a computer. Or install the Seesaw **Class App** on an iOS or Android device.



2. Choose "I'm a Student".



3. Scan this code using Seesaw's built-in QR code scanner. Or type in these letters to access your Seesaw account: **CVQT UVXL JKBL KJYN**



Ask your teacher for a new code after May 10, 2024.

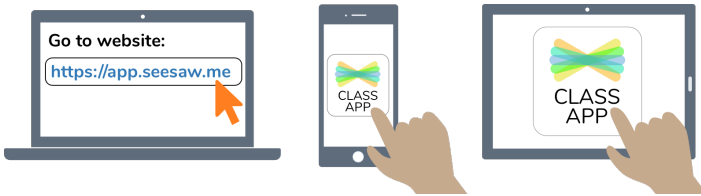
**This code is a password. If you have this code, you can access this account. Do not post codes on social media or in any publicly accessible place on the Internet!**

Ver las instrucciones en español en: <https://web.seesaw.me/espanol>

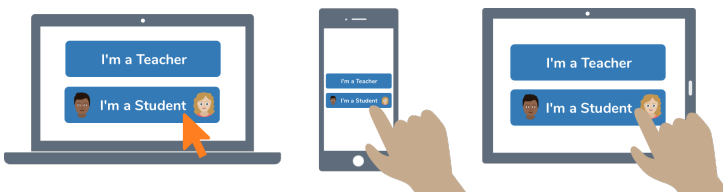


## Evie Haldane's Home Learning Code

1. Go to <https://app.seesaw.me> on a computer. Or install the Seesaw **Class App** on an iOS or Android device.



2. Choose "I'm a Student".



3. Scan this code using Seesaw's built-in QR code scanner. Or type in these letters to access your Seesaw account: **CAWN TGOJ MTHB LEKG**



Ask your teacher for a new code after May 10, 2024.

**This code is a password. If you have this code, you can access this account. Do not post codes on social media or in any publicly accessible place on the Internet!**

Ver las instrucciones en español en: <https://web.seesaw.me/espanol>

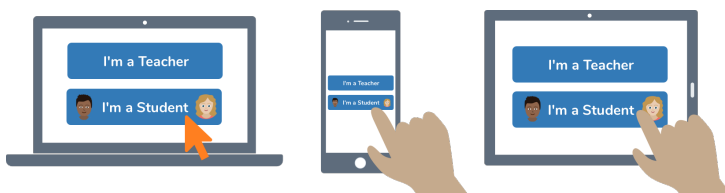


## Genna Dymott's Home Learning Code

1. Go to <https://app.seesaw.me> on a computer. Or install the Seesaw **Class App** on an iOS or Android device.



2. Choose "I'm a Student".



3. Scan this code using Seesaw's built-in QR code scanner. Or type in these letters to access your Seesaw account: **EWOX ZAZA EMNI QVLK**



Ask your teacher for a new code after May 10, 2024.

**This code is a password. If you have this code, you can access this account. Do not post codes on social media or in any publicly accessible place on the Internet!**

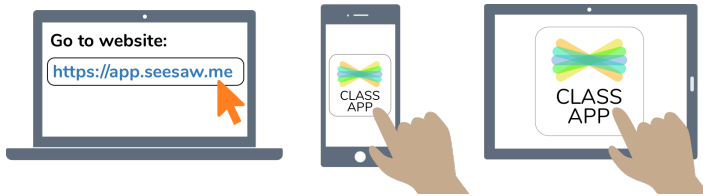
Ver las instrucciones en español en: <https://web.seesaw.me/espanol>






## Glyttle's Home Learning Code

1. Go to <https://app.seesaw.me> on a computer. Or install the Seesaw **Class App** on an iOS or Android device.



2. Choose "I'm a Student".



3. Scan this code using Seesaw's built-in QR code scanner. Or type in these letters to access your Seesaw account: **NYKX SSSQ AWRP OAIK**



Ask your teacher for a new code after May 10, 2024.

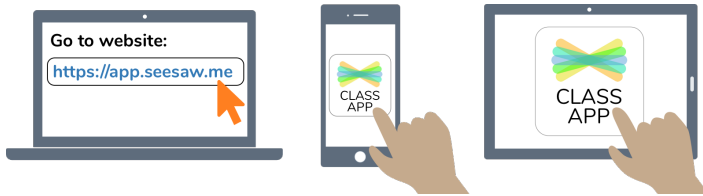
**This code is a password. If you have this code, you can access this account. Do not post codes on social media or in any publicly accessible place on the Internet!**

Ver las instrucciones en español en: <https://web.seesaw.me/espanol>




## Gordon Murray's Home Learning Code


1. Go to <https://app.seesaw.me> on a computer. Or install the Seesaw **Class App** on an iOS or Android device.



2. Choose "I'm a Student".



3. Scan this code using Seesaw's built-in QR code scanner. Or type in these letters to access your Seesaw account: **PZTG ZNNO EHOD OPSQ**



Ask your teacher for a new code after May 10, 2024.

**This code is a password. If you have this code, you can access this account. Do not post codes on social media or in any publicly accessible place on the Internet!**

Ver las instrucciones en español en: <https://web.seesaw.me/espanol>

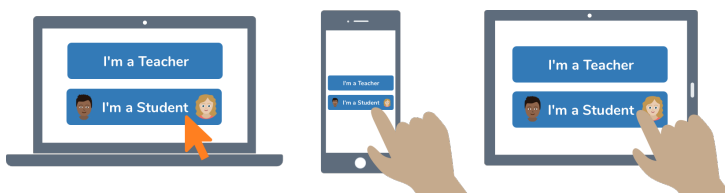


## Harry Dray's Home Learning Code

1. Go to <https://app.seesaw.me> on a computer. Or install the Seesaw **Class App** on an iOS or Android device.



2. Choose "I'm a Student".



3. Scan this code using Seesaw's built-in QR code scanner. Or type in these letters to access your Seesaw account: **NMBZ RKPS MNGC TKQD**



Ask your teacher for a new code after May 10, 2024.

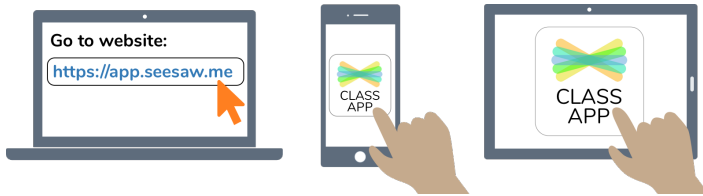
**This code is a password. If you have this code, you can access this account. Do not post codes on social media or in any publicly accessible place on the Internet!**

Ver las instrucciones en español en: <https://web.seesaw.me/espanol>




## Jafra Younis's Home Learning Code


1. Go to <https://app.seesaw.me> on a computer. Or install the Seesaw **Class App** on an iOS or Android device.



2. Choose "I'm a Student".



3. Scan this code using Seesaw's built-in QR code scanner. Or type in these letters to access your Seesaw account: **STGY PSLE CMYA PEMK**



Ask your teacher for a new code after May 10, 2024.

**This code is a password. If you have this code, you can access this account. Do not post codes on social media or in any publicly accessible place on the Internet!**

Ver las instrucciones en español en: <https://web.seesaw.me/espanol>

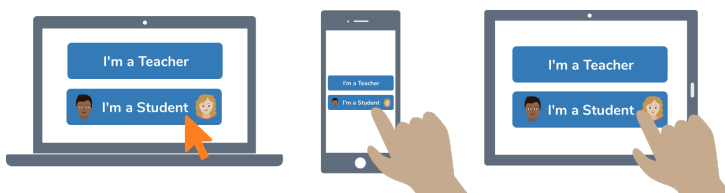


## Jai Metcalfe's Home Learning Code

1. Go to <https://app.seesaw.me> on a computer. Or install the Seesaw **Class App** on an iOS or Android device.



2. Choose "I'm a Student".



3. Scan this code using Seesaw's built-in QR code scanner. Or type in these letters to access your Seesaw account: **JMSV QYCG KROH MDET**



Ask your teacher for a new code after May 10, 2024.

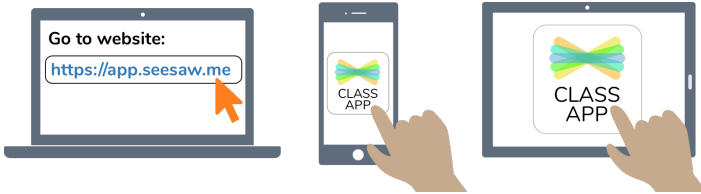
**This code is a password. If you have this code, you can access this account. Do not post codes on social media or in any publicly accessible place on the Internet!**

Ver las instrucciones en español en: <https://web.seesaw.me/espanol>

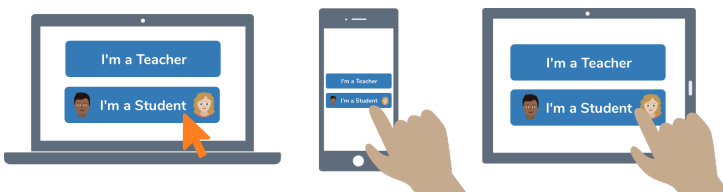


## Josh Yap's Home Learning Code

1. Go to <https://app.seesaw.me> on a computer. Or install the Seesaw **Class App** on an iOS or Android device.



2. Choose "I'm a Student".



3. Scan this code using Seesaw's built-in QR code scanner. Or type in these letters to access your Seesaw account: **XLTV FGHN EYCN BVKG**



Ask your teacher for a new code after May 10, 2024.

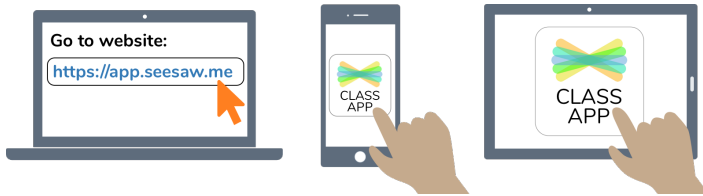
**This code is a password. If you have this code, you can access this account. Do not post codes on social media or in any publicly accessible place on the Internet!**

Ver las instrucciones en español en: <https://web.seesaw.me/espanol>




## Kai Larsen's Home Learning Code


1. Go to <https://app.seesaw.me> on a computer. Or install the Seesaw **Class App** on an iOS or Android device.



2. Choose "I'm a Student".



3. Scan this code using Seesaw's built-in QR code scanner. Or type in these letters to access your Seesaw account: **MOFO GPVS KWAO GIDP**



Ask your teacher for a new code after May 10, 2024.

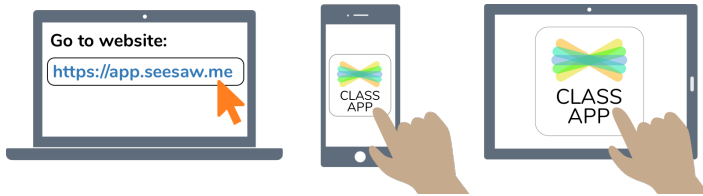
**This code is a password. If you have this code, you can access this account. Do not post codes on social media or in any publicly accessible place on the Internet!**

Ver las instrucciones en español en: <https://web.seesaw.me/espanol>




## Kai Parker's Home Learning Code


1. Go to <https://app.seesaw.me> on a computer. Or install the Seesaw **Class App** on an iOS or Android device.



2. Choose "I'm a Student".



3. Scan this code using Seesaw's built-in QR code scanner. Or type in these letters to access your Seesaw account: **DQPY KXIO XRVI JJML**



Ask your teacher for a new code after May 10, 2024.

**This code is a password. If you have this code, you can access this account. Do not post codes on social media or in any publicly accessible place on the Internet!**

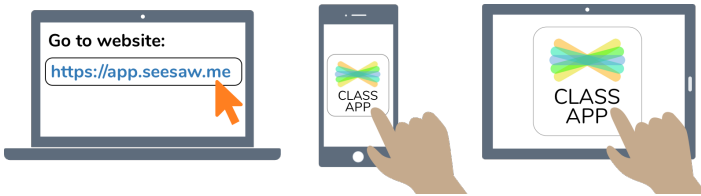
Ver las instrucciones en español en: <https://web.seesaw.me/espanol>



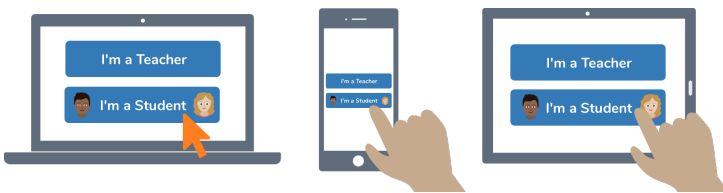


## Maia Leckey's Home Learning Code

1. Go to <https://app.seesaw.me> on a computer. Or install the Seesaw **Class App** on an iOS or Android device.



2. Choose "I'm a Student".



3. Scan this code using Seesaw's built-in QR code scanner. Or type in these letters to access your Seesaw account: **LQPE WJZC LWMT AWPS**



Ask your teacher for a new code after May 10, 2024.

**This code is a password. If you have this code, you can access this account. Do not post codes on social media or in any publicly accessible place on the Internet!**

Ver las instrucciones en español en: <https://web.seesaw.me/espanol>



## Max H's Home Learning Code

1. Go to <https://app.seesaw.me> on a computer. Or install the Seesaw **Class App** on an iOS or Android device.



2. Choose "I'm a Student".



3. Scan this code using Seesaw's built-in QR code scanner. Or type in these letters to access your Seesaw account: **PXCA GXXG TGLZ AHYZ**



Ask your teacher for a new code after May 10, 2024.

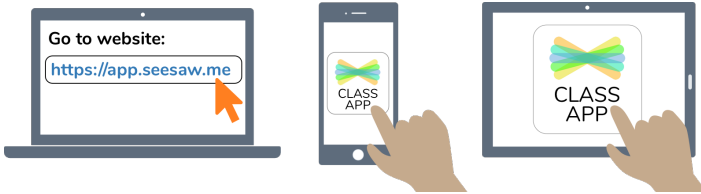
**This code is a password. If you have this code, you can access this account. Do not post codes on social media or in any publicly accessible place on the Internet!**

Ver las instrucciones en español en: <https://web.seesaw.me/espanol>

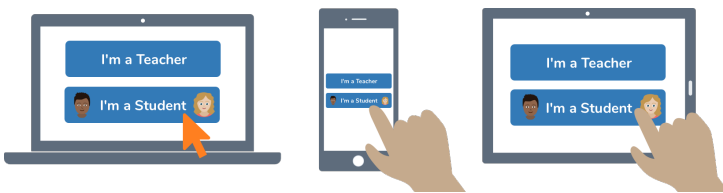


## Max Burbridge's Home Learning Code

1. Go to <https://app.seesaw.me> on a computer. Or install the Seesaw **Class App** on an iOS or Android device.



2. Choose "I'm a Student".



3. Scan this code using Seesaw's built-in QR code scanner. Or type in these letters to access your Seesaw account: **CVXA KDGX DTHA SZNT**



Ask your teacher for a new code after May 10, 2024.

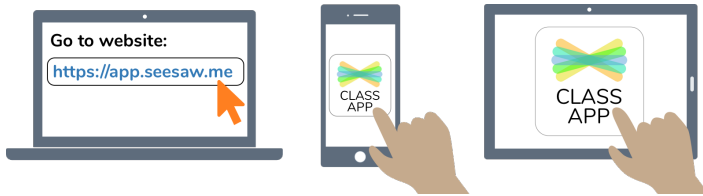
**This code is a password. If you have this code, you can access this account. Do not post codes on social media or in any publicly accessible place on the Internet!**

Ver las instrucciones en español en: <https://web.seesaw.me/espanol>




## Mel Almenara Pereira De Lima's Home Learning Code

1. Go to <https://app.seesaw.me> on a computer. Or install the Seesaw **Class App** on an iOS or Android device.



2. Choose "I'm a Student".



3. Scan this code using Seesaw's built-in QR code scanner. Or type in these letters to access your Seesaw account: **MVXN ROAN WQLV EYIW**



Ask your teacher for a new code after May 10, 2024.

**This code is a password. If you have this code, you can access this account. Do not post codes on social media or in any publicly accessible place on the Internet!**

Ver las instrucciones en español en: <https://web.seesaw.me/espanol>




## Mina Cho's Home Learning Code

1. Go to <https://app.seesaw.me> on a computer. Or install the Seesaw **Class App** on an iOS or Android device.



2. Choose "I'm a Student".



3. Scan this code using Seesaw's built-in QR code scanner. Or type in these letters to access your Seesaw account: **MKZH UGSU CNGF QZJR**



Ask your teacher for a new code after May 10, 2024.

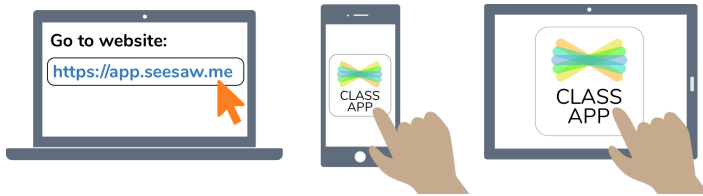
**This code is a password. If you have this code, you can access this account. Do not post codes on social media or in any publicly accessible place on the Internet!**

Ver las instrucciones en español en: <https://web.seesaw.me/espanol>




## Olivia Xie's Home Learning Code


1. Go to <https://app.seesaw.me> on a computer. Or install the Seesaw **Class App** on an iOS or Android device.



2. Choose "I'm a Student".



3. Scan this code using Seesaw's built-in QR code scanner. Or type in these letters to access your Seesaw account: **RQRV XXAQ ONEO XTMX**



Ask your teacher for a new code after May 10, 2024.

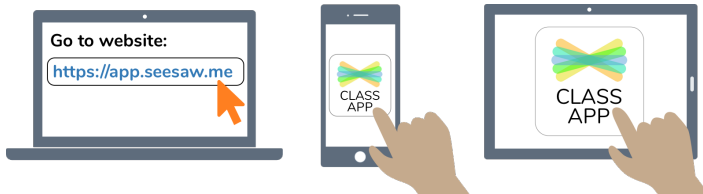
**This code is a password. If you have this code, you can access this account. Do not post codes on social media or in any publicly accessible place on the Internet!**

Ver las instrucciones en español en: <https://web.seesaw.me/espanol>

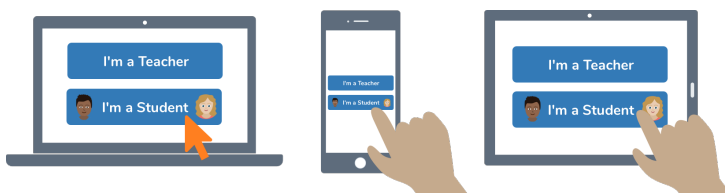


## Parker Rees's Home Learning Code

1. Go to <https://app.seesaw.me> on a computer. Or install the Seesaw **Class App** on an iOS or Android device.



2. Choose "I'm a Student".



3. Scan this code using Seesaw's built-in QR code scanner. Or type in these letters to access your Seesaw account: **BHPO NGFK QDSN VHMZ**



Ask your teacher for a new code after May 10, 2024.

**This code is a password. If you have this code, you can access this account. Do not post codes on social media or in any publicly accessible place on the Internet!**

Ver las instrucciones en español en: <https://web.seesaw.me/espanol>

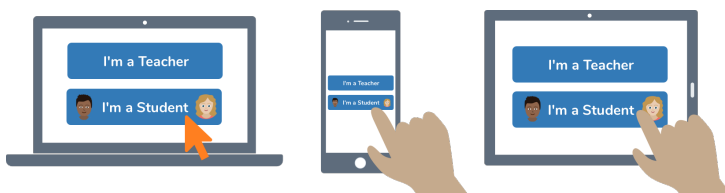


## Poshika Ravikumar's Home Learning Code


1. Go to <https://app.seesaw.me> on a computer. Or install the Seesaw **Class App** on an iOS or Android device.



2. Choose "I'm a Student".



3. Scan this code using Seesaw's built-in QR code scanner. Or type in these letters to access your Seesaw account: **ISED UATX BZTQ WFEB**



Ask your teacher for a new code after May 10, 2024.

**This code is a password. If you have this code, you can access this account. Do not post codes on social media or in any publicly accessible place on the Internet!**

Ver las instrucciones en español en: <https://web.seesaw.me/espanol>



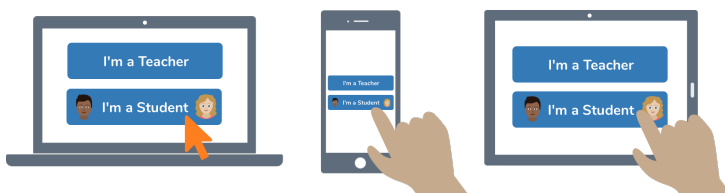


## Quinn Lingard's Home Learning Code

1. Go to <https://app.seesaw.me> on a computer. Or install the Seesaw **Class App** on an iOS or Android device.



2. Choose "I'm a Student".



3. Scan this code using Seesaw's built-in QR code scanner. Or type in these letters to access your Seesaw account: **TGHT AHPD LOPO NKGO**



Ask your teacher for a new code after May 10, 2024.

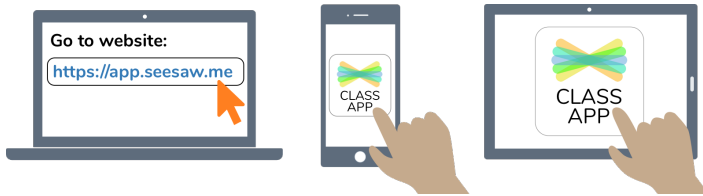
**This code is a password. If you have this code, you can access this account. Do not post codes on social media or in any publicly accessible place on the Internet!**

Ver las instrucciones en español en: <https://web.seesaw.me/espanol>




## Ryan Seel's Home Learning Code


1. Go to <https://app.seesaw.me> on a computer. Or install the Seesaw **Class App** on an iOS or Android device.



2. Choose "I'm a Student".



3. Scan this code using Seesaw's built-in QR code scanner. Or type in these letters to access your Seesaw account: **XZEJ LQEC YIHL DFJD**



Ask your teacher for a new code after May 10, 2024.

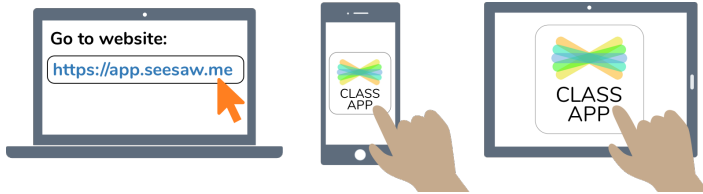
**This code is a password. If you have this code, you can access this account. Do not post codes on social media or in any publicly accessible place on the Internet!**

Ver las instrucciones en español en: <https://web.seesaw.me/espanol>




## Taine Waring-Flood's Home Learning Code

1. Go to <https://app.seesaw.me> on a computer. Or install the Seesaw **Class App** on an iOS or Android device.



2. Choose "I'm a Student".



3. Scan this code using Seesaw's built-in QR code scanner. Or type in these letters to access your Seesaw account: **WHIU HREB ZSTW CBGM**



Ask your teacher for a new code after May 10, 2024.

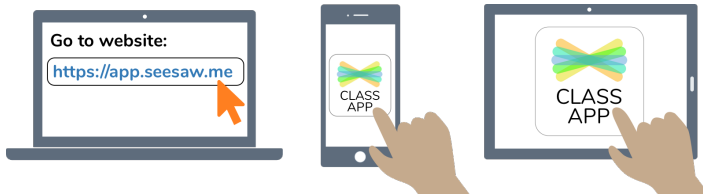
**This code is a password. If you have this code, you can access this account. Do not post codes on social media or in any publicly accessible place on the Internet!**

Ver las instrucciones en español en: <https://web.seesaw.me/espanol>



## Tao Xie's Home Learning Code

1. Go to <https://app.seesaw.me> on a computer. Or install the Seesaw **Class App** on an iOS or Android device.



2. Choose "I'm a Student".



3. Scan this code using Seesaw's built-in QR code scanner. Or type in these letters to access your Seesaw account: **DCVP ADUJ HPHI QRUY**



Ask your teacher for a new code after May 10, 2024.

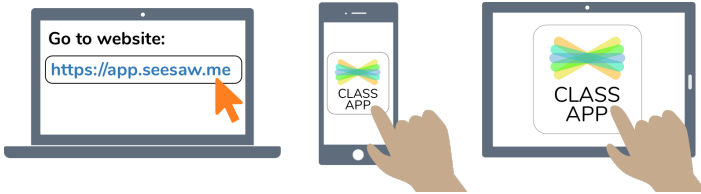
**This code is a password. If you have this code, you can access this account. Do not post codes on social media or in any publicly accessible place on the Internet!**

Ver las instrucciones en español en: <https://web.seesaw.me/espanol>

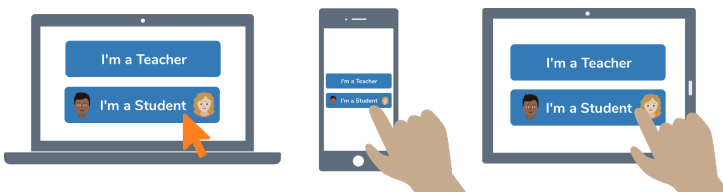


## Zachary Mead's Home Learning Code


1. Go to <https://app.seesaw.me> on a computer. Or install the Seesaw **Class App** on an iOS or Android device.



2. Choose "I'm a Student".



3. Scan this code using Seesaw's built-in QR code scanner. Or type in these letters to access your Seesaw account: **KPHX MWBV JOXY NYBM**



Ask your teacher for a new code after May 10, 2024.

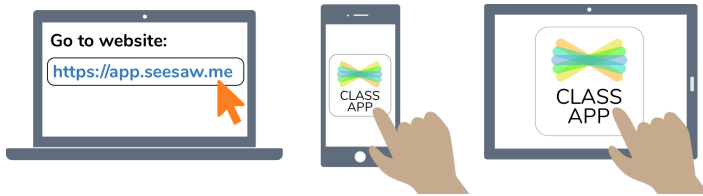
**This code is a password. If you have this code, you can access this account. Do not post codes on social media or in any publicly accessible place on the Internet!**

Ver las instrucciones en español en: <https://web.seesaw.me/espanol>




## Zayne Low's Home Learning Code


1. Go to <https://app.seesaw.me> on a computer. Or install the Seesaw **Class App** on an iOS or Android device.



2. Choose "I'm a Student".



3. Scan this code using Seesaw's built-in QR code scanner. Or type in these letters to access your Seesaw account: **BDQB GSVY HKNW SFFM**



Ask your teacher for a new code after May 10, 2024.

**This code is a password. If you have this code, you can access this account. Do not post codes on social media or in any publicly accessible place on the Internet!**

Ver las instrucciones en español en: <https://web.seesaw.me/espanol>